



DESCRIPTION

Structure in solid beech wood, solid poplar wood and fibreboard. Padding in high-density variable thickness expansive polyurethane foam.

Upholstery in fabric or leather from the collection.

Removable quilted padding in polyurethane foam and polyester fibre, upholstered in fabric or leather from the collection.

Structural cushions with goose down filling and upholstery in fabric or leather from the collection.

Wooden base with Brushed Bronze finishing.

Decorative metal nails in Gold finishing with resin inserts col. Black.

IMPORTANT NOTE: The sofa consists of three elements — base structure, quilted padding and structural back cushions.

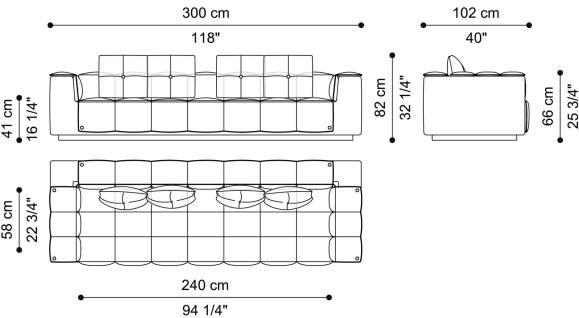
All elements must be selected and included to complete the configuration of one full sofa.

DIMENSIONS

3-SEATER SOFA - STRUCTURE

4 STRUCTURAL BACK CUSHIONS TO BE ADDED

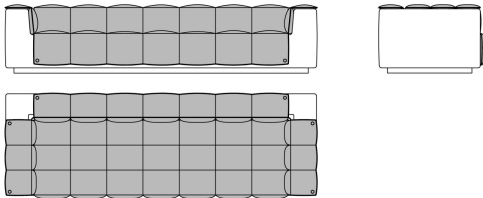
C.AMA.211.A



L 300 D 102 H 82 CM

3-SEATER SOFA - QUILTED COVER FOR 3-SEATER SOFA

C.AMA.215.A

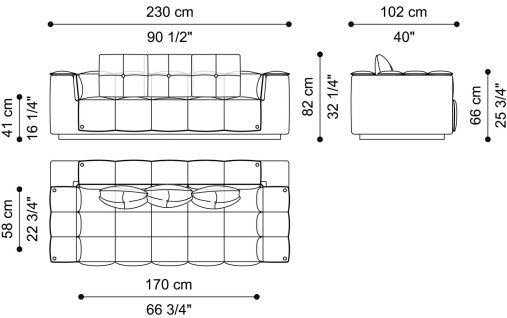


L 300 D 102 H 82 CM

2-SEATER SOFA - STRUCTURE

3 STRUCTURAL BACK CUSHIONS TO BE ADDED

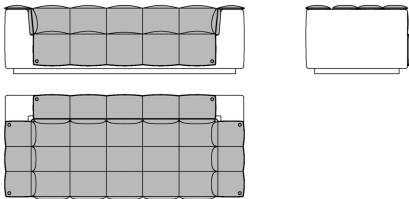
C.AMA.211.B



L 230 D 102 H 82 CM

2-SEATER SOFA - QUILTED COVER FOR 2-SEATER SOFA

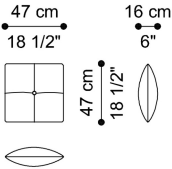
C.AMA.215.B



L 230 D 102 H 82 CM

SINGLE CUSHION

C.AMA.815.A



L 47 D 16 H 47 CM

BASE

WOOD

Wood - Special Finishings



Brushed Bronze
lacquered wood


UPHOLSTERY

FABRIC / LEATHER

 [download the file in the product page](#)

ACCESSORIES

DECORATIVE CUSHIONS

 [download the file in the product page](#)