

WATAMU
CONSOLES

roberto cavalli
HOME
INTERIORS



DESCRIPTION

Set of two consoles.

Higher element with structure in calendered iron with laser-cut animal design, in the brushed finishings from the collection.

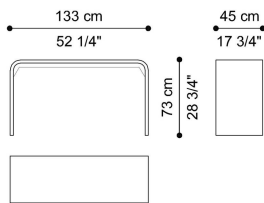
Lower element in curved multilayer wood veneered in essence from the collection, or lacquered in the finishings from the collection.

Brass plate with RC monogram on console side.

Console must be fixed to the wall.

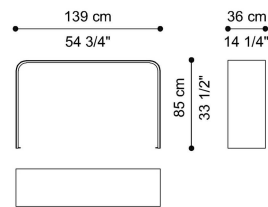
DIMENSIONS

CONSOLE
C.WAT.521.A



L 133 D 45 H 73 CM

CONSOLE
C.WAT.521.B



L 139 D 36 H 85 CM

STRUCTURE

WOOD




Desert lacquered wood - Matt



Ivory lacquered wood - Matt



Black lacquered wood - Matt



White lacquered wood - Matt



Dark Brown lacquered wood - Matt




Grey Carbalho veneered wood - Glossy




Rose Carbalho veneered wood - Glossy




Eucalyptus fris  veneered wood - Glossy




Desert lacquered wood - Glossy



Ivory lacquered wood - Glossy



Black lacquered wood - Glossy



White lacquered wood - Glossy




Dark Brown lacquered wood - Glossy




Oak veneered Dyed Weng  wood - Glossy

METAL



Metal Brushed Gold



Metal Brushed Dark Bronze



Metal Brushed Bronze